



A WATTS Brand

# 4B2-11

## Elvari™ Surface-Mounted Napkin Disposal

### Key Features

- High quality and modern style complements other [Elvari™ products](#)
- Unique indicator to alert maintenance staff
- Advanced weld construction

### Operation

Top cover opens for end user to dispose of sanitary product waste. Red indicator allows custodial staff to quickly see if unit has been used. Bottom door pull knob opens for sanitary removal of used liners. Utilizes standard paper or plastic liners. Integrated liner clips hold liner in place.

### Guide Specification

Surface-mounted napkin/tampon disposal unit. Capacity 1.5 gal (0.2 cu. ft.). Equipped with hinged cover; accepts owner's disposable liners. Formed from 20-gauge, 300 series stainless steel in a brushed #3 satin finish or optional electrocoat finishes.

#### Overall Dimensions:

11-1/16" H x 10-3/4" W x 4" D (281mm x 273mm x 102mm)

**MasterFormat Title:** Commercial Toilet Accessories

**MasterFormat Number:** 10 28 13.13

**OmniClass Title:** Toilet and Bath Specialties

**OmniClass Code:** 23.31.25.00

### Product Compliance

#### Complies with

- The Americans with Disabilities Act (ADA)
- ANSI/ICC A117.1 - Accessible and Usable Buildings & Facilities



#### Listed by UL Environment to

- GreenGuard Gold



- Consult local and national accessibility codes for proper installation guidelines. Conformity and compliance with local and national codes is the responsibility of the installer.

Orders composed of products indicated as **BradEX**® will be available to ship in three days after receipt of order at the factory. There is no pricing penalty for this service from Bradley.

Verify all rough-in dimensions prior to installation.

Page 1 of 2

8/2/2024

[View Latest Version](#)

This information is subject to change without notice.

Bradley\_NapkinDisposal\_4B2-11



### Finishes

- Click on any color swatch to view as a larger image.



\*Electrocoat Finishes, see Optional Electrocoat Finishes section on page 2.

### Complementary Bradley Products

- [Euro Style Partitions – Highrise Series](#)
- [Euro Style Partitions – Skyline Series](#)
- [Euro Style Partitions – Float Series](#)
- [Euro Style Partitions – Lucent Series](#)
- [Euro Style Partitions – Loft Series](#)

For information on Warranties, Maintenance and BAA/ARRA Compliance, visit our website at: [bradleycorp.com/washroom-accessories-products](http://bradleycorp.com/washroom-accessories-products)

© 2024 Bradley

P.O. Box 309, Menomonee Falls, WI 53052-0309  
800 BRADLEY (800 272 3539) +1 262 251 6000  
[bradleycorp.com](http://bradleycorp.com)



A WATTS Brand







# 4B2-11

## Elvari™ Surface-Mounted Napkin Disposal

### Optional Electrocoat Finishes

Bradley offers an exclusive, proprietary electrocoat color process on the Elvari napkin disposal models. Unlike powder coating, color is applied to the entire stainless steel part using a submersion process with electrically charged particles. This process results in a precise film thickness across all surfaces, allowing the grain of the stainless steel to show through.

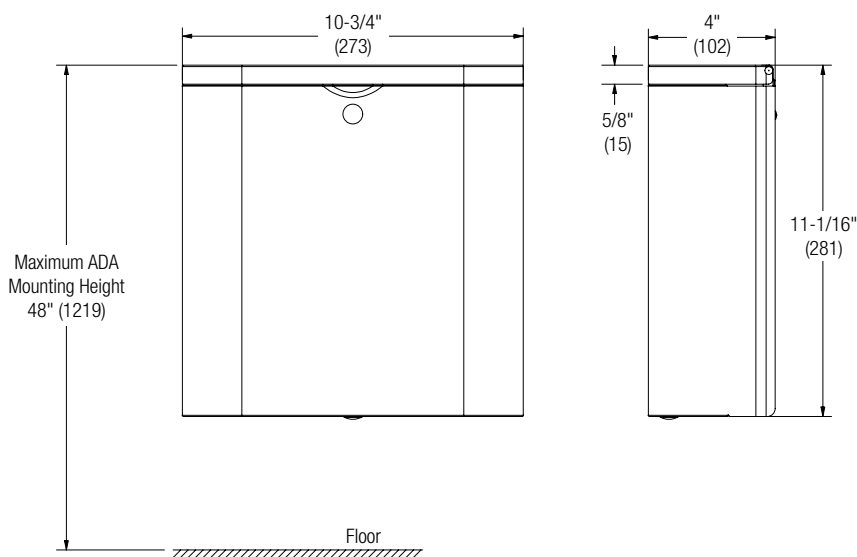
Electrocoat provides complete coverage to the part and has environmental advantages such as no or low-VOC and HAPs (Hazardous Air Pollutants), heavy metal-free products, and minimum waste discharge. Bradley's electrocoat is durable and easy to clean as well as fingerprint, stain and corrosion resistant. A UV light stabilizer additive enhances resistance to weathering and color fade. Products are performance tested for adhesion following ASTM D3359-22 and impact resistance following ASTM D2794.

<b>Model</b> (Must select one)	
<b>4B2</b>	Elvari Napkin Disposal
<b>Standard Selections</b> (Must select one from each category)	
<b>Mounting Type</b> (select one)	
<b>11</b>	Surface Mounted
<b>Napkin Disposal Finish Type</b> (Must select one)	
<b>BB</b>	 Brushed Black
<b>BR</b>	 Brushed Brass
<b>BZ</b>	 Brushed Bronze
<b>BN</b>	 Brushed Nickel
<b>BS</b>	 Brushed Stainless
<b>SS</b>	 Satin Stainless <sup>1</sup>

<sup>1</sup> Model available with **BradEX**® expedited shipping.

### Dimensions

(mm)



Orders composed of products indicated as **BradEX**® will be available to ship in three days after receipt of order at the factory. There is no pricing penalty for this service from Bradley.

Verify all rough-in dimensions prior to installation.