



## HAND DRYER OPTIMA

**OPTIMA AUTOMATIC  
STAINLESS STEEL AISI 304 BRIGHT FINISH**

Code: **M99AC**

### General Description

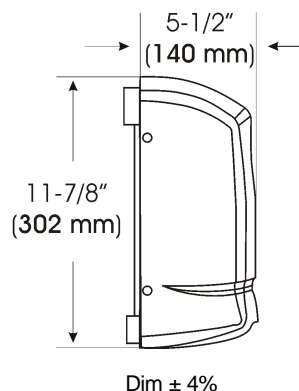
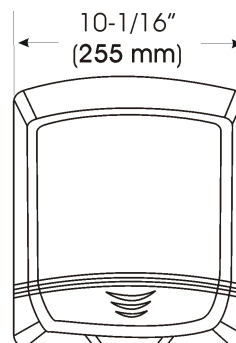
- Warm air hand dryer.
- Sensor operated by hand approximation.
- Suitable for high traffic facilities.
- Compact appliance.
- Highest durability in its class.
- It normally goes along with a soap dispenser.

### Components & Materials

- Stainless steel AISI 304 one-piece cover, 1/16" (1,5 mm) thick, bright finish. Cover fixed to the base by means of 4 Allen head screws.
- Engineering thermoplastic Cyclocac base and fan scroll, with 4 Ø 5/16" (8 mm) holes for wall mounting.
- Motor, induction, 3,300 rpm, maintenance-free and high durability, incorporates a safety thermostat.
- PP UL94-V0 single inlet fan wheel.
- Waved wire NiCr 40 heating element that incorporates a safety thermostat.
- Two distances (2"-8") IR electronic detection sensor.
- Zamak air outlet grill.

### Technical Specifications

Voltage	110-120 V	Total power	1,640 W
Frequency	50/ 60 Hz	Motor power	1/5 hp
Electrical isolation	Grounding required	Heating element power	1,500 W
Dimensions	10-1/16"W x 11-7/8" x 5-1/2"D	Consumption	13.6 A
Weight	9.37 Lbs.	r.p.m.	3,300
Effective airflow	166 CFM	Air temp. (at 4" distance / 70°F)	125.6 °F
Nominal airflow	194 CFM	Drying time	38 sec
Air velocity	4,181 LFM	Noise level (at 79")	60 dB



### Operation

Place the hands under the air outlet grill. The dryer will start automatically, and go on with no interruption as long as the hands are kept in the detection range of the sensor. The appliance will stop 2 seconds after the hands are removed from the airflow.

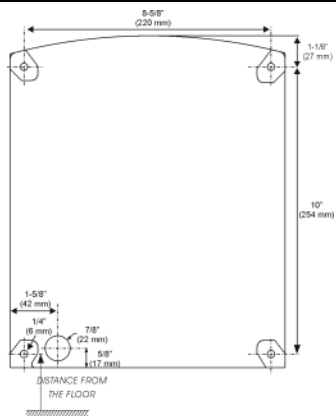
### Installation

Screws are included. Please refer to [Back](#)

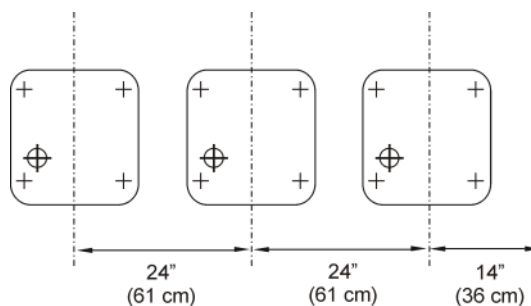
### Certificates & Qualifications

UL comply with UL499 norm.

## MOUNTING



## SERIAL MOUNTING



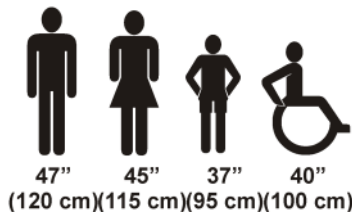
### Nº dryers to be fitted

In toilet areas with a normal frequency of use and only one wash-basin: 1 dryer.  
 In toilet areas with a normal frequency of use and more than one wash-basin: 1 dryer for each 2 wash-basins.  
 1 row of 4 wash basins: 2 dryers; 1 row of 6 wash basins: 3 dryers; 1 row of 8 wash basins: 4 dryers.  
 In toilet areas with high traffic and more than one wash-basin: 2 dryers for each 3 wash-basins.  
 1 row of 4 wash basins: 3 dryers; 1 row of 6 wash basins: 4 dryers; 1 row of 8 wash basins: 5 dryers.

### Ideal location

Between the wash-basin and exit. It is not recommended to install dryer between wash-basins, next to urinals, lavatories and showers. If installing automatic dryers over marble surface or ledge, the minimum distance from the dryer to the ledge must be 15-3/4. It is recommended that hand dryers be distributed throughout the washroom area to avoid overcrowding.

H = Distancia al suelo  
 H = Distance from floor  
 H = Hauteur par rapport au sol  
 H = Abstand vom Boden



## RECOMENDED HEIGHTS DISTANCE FROM THE FLOOR

### Specification

Surface mounted vandal resistant hand dryer shall be fabricated with one-piece 1/16" thick stainless steel cover in bright finish. The back base shall be fire resistant plastic Cicolac and with 4 holes for wall mounting. The dryer shall be activated through an infrared electronic sensor and shall automatically turn off when hands are removed. The induction motor shall be 1/5 hp, 3,300 r.p.m. and incorporate a temperature limiter which switch off at 266 °F (130°C) . The waved wire NiCr 40 heating element should incorporate a thermal limiter, which will switch off by a temperature of 176 °F (80°C.). The PP UL94-V0 fan wheel should have a single inlet and the fan scroll shall be made of a fire resistant plastic Cicolac. Dryer shall deliver 194 CFM of air at 125.6 °F (52 °C) and 4,181 LFM velocity during user controlled drying cycle. The dryer shall have a total power of 1,640 Watts with a consumption of 13.6A. Noise level should be 60 dB. Overall dimensions shall be 10-1/16"W x 11-7/8"H x 5-1/2"D. Unit shall be UL listed, and /or VDE approved and CE marked.

Surface-Mounted Hand Dryer shall be Model M99AC of Saniflow Corporation, 2655 Le Jeune Road Suite 810, Coral Gables, FL 33134

**Saniflow Corp reserves the right to make changes and/or modifications to the products and their specifications without warning or notice.**